

NEXT GENERATION HIGH LOW SYSTEM

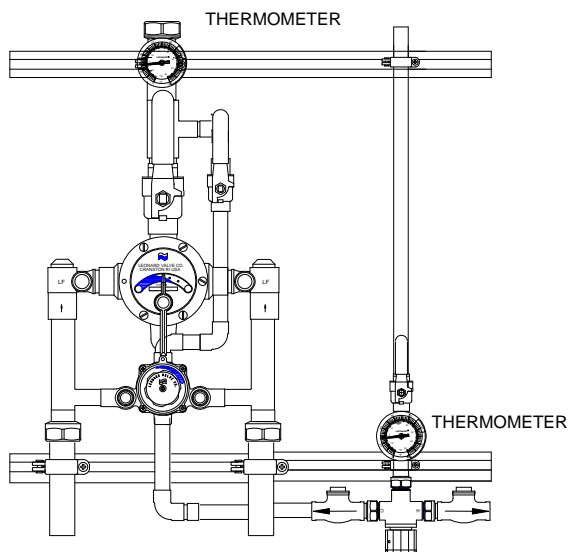
TM-1520B-LF-DT-RF-R34

Exposed Recirculation Piping Assemblies

__TM-1520B-LF-DT-RF-R34

1 1/4" inlets and 1 1/2" outlet

ECO-MIX™



- Large Type TM Thermostatic water mixing valve, adjustable high temperature limit stop*, inlet checkstops, wall support, outlet ball valve
- Small Type TM Thermostatic water mixing valve, adjustable high temperature limit stop*, inlet checkstops, outlet ball valve
- Maximum operating pressure: 125 PSI (860 KPA)
- 1 1/4" inlets, 1 1/2" outlet (32mm X 38mm)
- 1 GPM (3.8 l/min) minimum flow capacity
- Inlet manifold piping
- Dura-trol® solid bimetal thermostat directly linked to valve porting to control the intake of hot and cold water and compensate for supply temperature or pressure fluctuations. Dura-trol® is highly responsive and cannot be damaged by extremes in temperature
- Adjustable high temperature limit stop* set for 120°F (49°C)
- Combination checkstops, wall support
- Thermometer on outlet
- 3/4" Return loop with thermometer
- Ball valve
- 3/4" Leonard ARV automatic return valve, (return limiter)
- Check valves on either side of ARV
- Complete unit mounted on heavy duty strut, for ease of installation
- Valve assembly rough bronze finish
- Factory assembled and tested
- See Flow Capacity Chart on page 2
- Up to 8 GPM recirculation flow, above 8 GPM choose RP1

Valve assembly is certified to meet Low-Lead requirements of wetted surface area containing less than 0.25% lead by weight. All other fittings and components, the sum total of which comprise the wetted surface of this product contain less than one quarter of one percent of lead by weight.

OPTION

__RP1- Return piping 1", ARV replaced by 1" circuit setter, method #5

Valve assembly is ASSE 1017 certified



Valve assembly is CSA certified



Note: Leonard Valve Company reserves the right of product, or design modifications without notice or obligation.



WARNING: This product can expose you to chemicals including lead, which is known to the State of California to cause cancer. For more information, go to www.P65Warnings.Ca.gov



1360 Elmwood Avenue, Cranston, RI 02910 USA

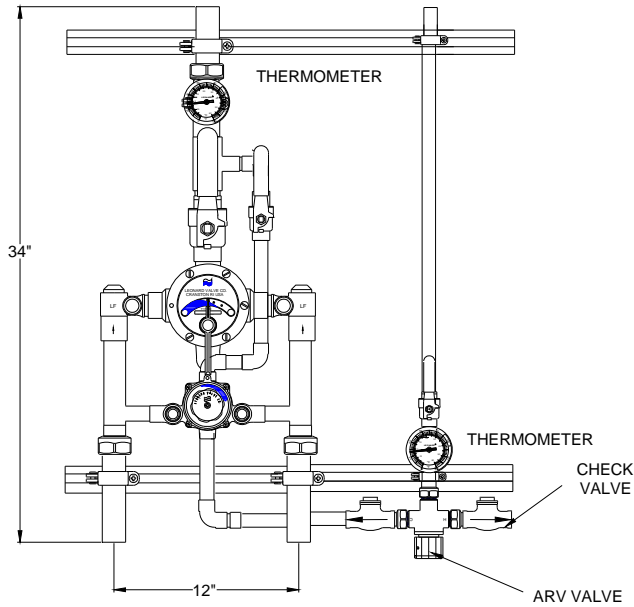
Phone: 401.461.1200 Fax: 401.941.5310

Email: info@leonardvalve.com

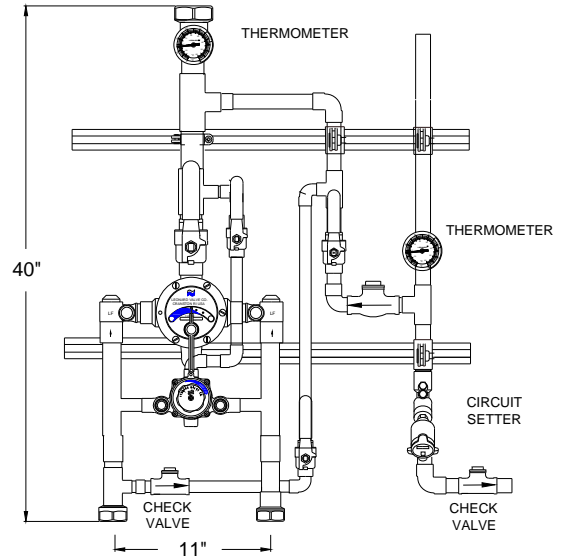
Web Site: <http://www.leonardvalve.com>

Engineer's Approval	Job # _____
	Arch/Eng. _____
	Contractor _____
<p>Note: The models shown represent Leonard Products which are believed to be equivalent in type and function to items specified. Leonard Valve Company is not responsible for errors or omissions due to differences in interpretations of information provided.</p>	

TM-1520B-LF-DT-RF-R34



TM-1520B-LF-DT-RF-R1



MINIMUM FLOW (GPM)	SYSTEM PRESSURE DROP (PSIG)										PSI
	5	10	15	20	25	30	35	40	45	50	
(l/min)	.3	.7	.97	1.4	1.7	2.1	2.4	2.8	3.1	3.4	BAR
1.0	48	65	80	95	112	120	130	140	158	165	GPM
(3.8)	182	246	303	360	424	454	492	530	598	625	l/min

NOTE: Flowrates will vary depending on existing field conditions. Leonard Valve Company always recommends using CASPAK® sizing software for proper valve sizing and model number applications.



1360 Elmwood Avenue, Cranston, RI 02910 USA
 Phone: 401.461.1200 Fax: 401.941.5310
 Email: info@leonardvalve.com
 Web Site: <http://www.leonardvalve.com>