

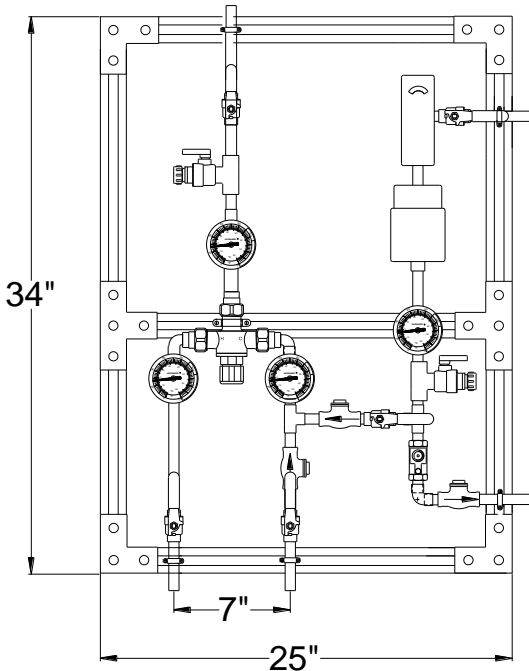
COMPLETE WATER TEMPERATURE CONTROL STATION

ECO-MIX™

Submittal Data Sheet S-6010-1-LF
June, 2020

MEGATRON® MODEL 270LF

___MODEL 270 LF, 1/2"



MATERIALS:

- Minimum flow 0.25 GPM *
- Lead Free Bronze body
- Locked temperature adjustment cap (vandal resistant)
- Copper encapsulated thermostat assembly with polymer thermoplastic shuttle
- Stainless steel springs
- Integral check valves on hot and cold inlets
- 1/2" copper tube connections, inlets and outlet
- Maximum operation pressure: 125 PSI (860 KPA)
- Temperature selector handle with scale: COLD-HOT
- Dial thermometer (range 0 to 140°F, -10 to 60°C) on outlet
- Temperature adjustment range, 90-140°F (32-60°C) **
- Outlet Test Connection ball valve and 3/4" hose connection with cap
- Full port ball valve mixed water outlet of the system
- Inlet piping with full port ball valves and dial thermometers (20 to 240°F, -7 to 116°C on hot supply, 0 to 140°F, -10 to 60°C on cold supply) on hot and cold supply inlets
- Return piping, 1/2", with aquastat, circulator (TACO 006, 4gpm @ 6ft head), dial thermometer (0 to 140°F, -10 to 60°C), balancing valve (with positive shutoff) to balance system, and check valve.
- Bypass piping, 1/2" with check valve and isolation ball valve to cold inlet of mixing valve
- System mounted on strut, galvanized. Strut shall be assembled with three hole flange angle plate on corners, four hole tee plates or two hole flat plate connectors on all other support pieces using 3/8" grip lock nuts and 3/8" x 1" hex head cap screws, washers and lock washers
- Factory pre-assembled and tested as a complete system
- All electrical connections to be completed by Electrical Contractor

Valve assembly is certified to meet Low-Lead requirements of wetted surface area containing less than 0.25% lead by weight. All other fittings and components, the sum total of which comprise the wetted surface of this product contains less than one quarter of one percent of lead by weight.

Product is non-cancellable and non-returnable from date from order with factory. Signed submittal required with purchase order.

**NOTE: For temperatures outside of this valve's stated range, please see our line of bi-metal valves.



WARNING: This product can expose you to chemicals including lead, which is known to the State of California to cause cancer. For more information, go to www.P65Warnings.Ca.gov

* 0.25 GPM minimum flow certified to ASSE 1070

Certifications:

Valve is ASSE 1017, 1070-2015



Valve is CSA B125.70-15



Valve is CUPC



Valve is Certified to NSF61 thru the ASSE 1070 testing process



1360 Elmwood Avenue, Cranston, RI 02910 USA

Phone: 401.461.1200 Fax: 401.941.5310

Email: info@leonardvalve.com

WEB: <http://www.leonardvalve.com>

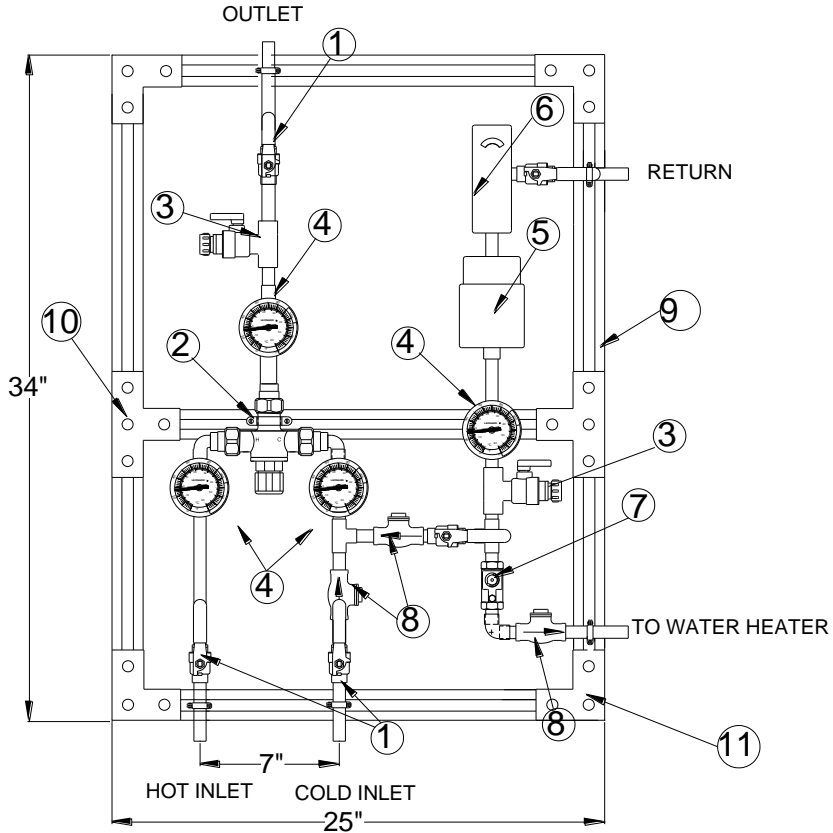
Job # _____

Arch/Eng. _____

Contractor _____

Engineer's Approval

MEGATRON[®] MODEL 270 LF



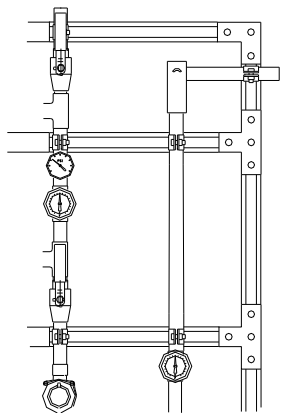
- | | | | |
|----|----------------------|-----|------------------|
| 1. | FULL PORT BALL VALVE | 7. | BALANCING VALVE |
| 2. | MIXING VALVE | 8. | FLAPPER CHECK |
| 3. | TEST CONNECTION | 9. | GALVANIZED STRUT |
| 4. | DIAL THERMOMETER | 10. | TEE BRACKET |
| 5. | CIRCULATOR | 11. | CORNER BRACKET |
| 6. | AQUASTAT | | |

MODEL	IN	OUT	MINIMUM FLOW (GPM)	PRESSURE DROP										PSI
				5	10	15	20	25	30	35	40	45	50	
270 LF	1/2"	1/2"	0.25	3.5	5.5	6.5	7.5	8.5	9.5	10	10.5	11.5	12	GPM
			.95	13	21	25	28	32	36	38	40	43	45	L/MIN

CAUTION! All thermostatic water mixing valves have limitations. They will NOT provide the desired accuracy outside of their flow capacity range. Consult the Flow Capacity Chart and DO NOT OVERSIZE.

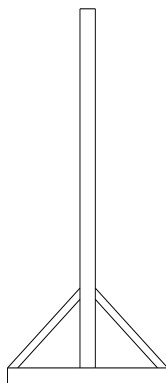
***NOTE:** A limit stop, set for 110°F (43°C), is simply a mechanical setting to prevent excessive handle rotation. If incoming water is hotter than 135°F (57°C), the temperature of the factory test, the valve when turned to full HOT may deliver water in excess of 110°F and the limit stop MUST BE RESET BY THE INSTALLER

OPTIONS



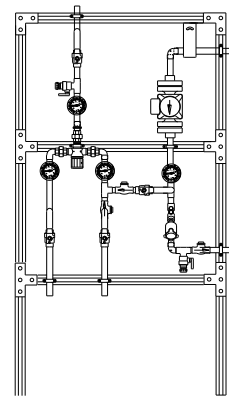
LC

Megatron® furnished without a circulator. Tie return line here



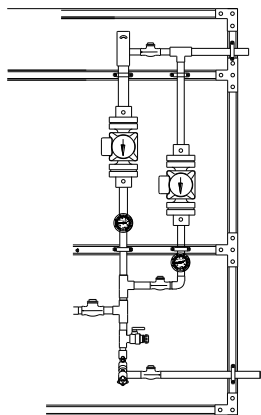
FM

Megatron® with 3 legs, 3 ½” feet and 45 degree braces front and back for mounting to floor in center of room.



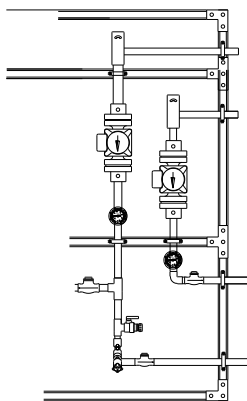
FS

Megatron® with legs to floor to support the unit without hangers.



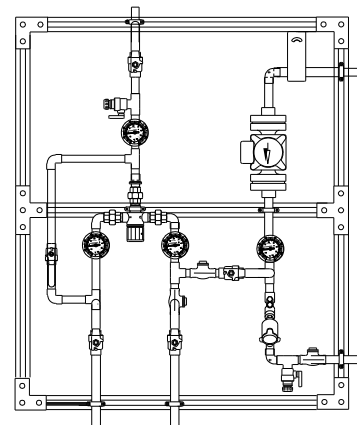
2 PUMPS R

Redundant recirculation pump



2 PUMPS H

High temperature loop recirculation pump



HBP

High temperature by-pass flush with locking ball valve

OPTIONS *

OPTIONS (shown on next page) *

- LC** Less circulator
- FM** Floor mount
- FS** Free standing
- 2 PUMP R** Redundant recirculator pump
- 2 PUMP H** High temperature loop recirculator pump
- HBP** High temperature by-pass flush
- 265-1** Timer, Analog, 24 hour
- 265-3** Timer, Digital, 7 day
- HOA** HOA switch

- AL** Audio Visual Alarm
- RDU** Remote Display Unit
- LMS-188-4P** Leonard Monitoring system
- LMS-188-4P-BMS** with BMS

*** Any option chosen will alter pricing**



1360 Elmwood Avenue, Cranston, RI 02910 USA
 Phone: 401.461.1200 Fax: 401.941.5310
 Email: info@leonardvalve.com
 WEB: <http://www.leonardvalve.com>



OPTION AL: Leonard Single Probe Digital Temperature Alarm

Primary Alarm Box includes:

- Single Point Temperature Probe - Range: -148°F to 212°F Resolution: 1°F
- User adjustable high & low set points and initial alarm delay period
- Audible & visual alarms
- Remote alarm contacts (SPDT) with adjustable relay delay period
- Min./Max. temperature values
- AL option replaces analog outlet dial thermometer with a single digital display



OPTION RDU: Leonard Remote Display Unit

Remote Alarm Delay Option Includes:

- Activation by Primary Alarm's (pictured above) remote alarm contacts
- Alarm Delay Module with yellow, red, green LED indicators
- Recommended maximum distance from controller to RDU is 500'

OPTION LMS-188-4P: Leonard 4 Point Digital Monitoring System with Alarm

Unit includes:

- Four (4) Temperature Probes - Range: -148°F to 212°F Resolution: 1°F
- Audio & visual alarms
- User adjustable high & low temperature alarm set points
- Alarm delay period to prevent nuisance alarms
- Remote alarm contacts (SPDT) with adjustable relay period
- 10/100 Ethernet Connection
- Web Server Interface for Setup & Commissioning
- Unit can send an E-mail transmission of alarms for up to 8 contacts
- Unit can send an E-mail report daily with temperatures readings over the previous day
- LMS-188-4P option replaces analog dial thermometers with a single digital display for all 4 temperatures, incoming hot, incoming cold, outlet and return



OPTION LMS-188-4P-BMS: Leonard 4 Point Digital Monitoring System with Alarm & Enhanced Protocol Communication Interface Module

Primary Alarm Box includes:

- Four (4) Temperature Probes - Range: -148°F to 212°F Resolution: 1°F
- User adjustable high & low set points and initial alarm delay period
- Audio & visual alarms
- Remote alarm contacts (SPDT) with adjustable relay period

ProtoNode Accessory Box includes:

- Interface Module to connect LMS-188-4P-BMS to Building Management System (-BMS) Network, Complete Protocol Package
- Supported protocols include BACnet MS/TP, BACnet IP, Modbus RTU, Modbus TCP/IP, SNMP, JC N2, available simply by selecting the proper DIP switches
- Cat 5 Ethernet Cable not included
- LMS-188-4P-BMS option replaces analog dial thermometers with a single digital display for all 4 temperatures, incoming hot, incoming cold, outlet and return



1360 Elmwood Avenue, Cranston, RI 02910 USA

Phone: 401.461.1200 Fax: 401.941.5310

Email: info@leonardvalve.com

Web Site: <http://www.leonardvalve.com>