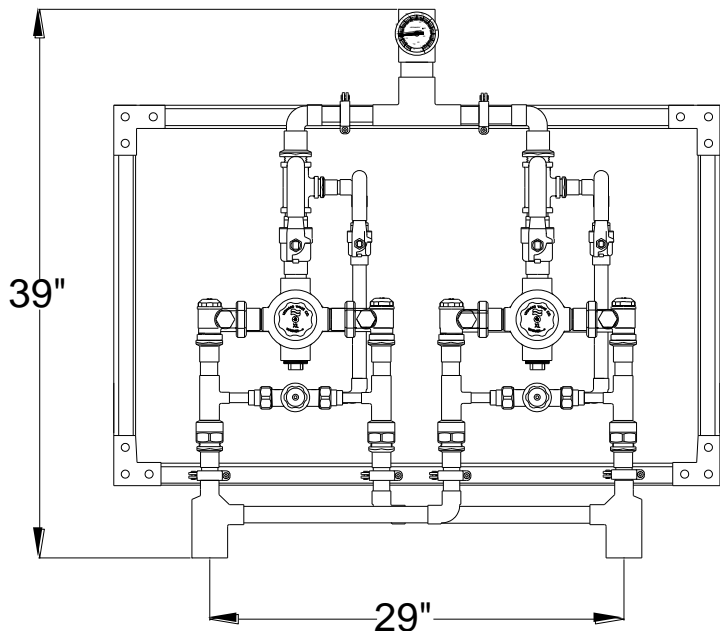


HIGH LOW THERMOSTATIC MIXING VALVES

ECO-MIX™

XL-690-2PS-LF _____

PARALLEL INSTALLATION WITH STRUT



MODEL XL690-2PS-LF

Flow Capacity

DOUBLE FLOWRATE WHEN BOTH VALVES ARE OPERATING
SINGLE VALVE ASSEMBLY FLOWRATES SHOWN
(MINIMUM FLOW RATE HAS BEEN DOUBLED TO 2 GPM)

		PRESSURE DROP												
MIN FLOW	5	10	15	20	25	30	35	40	45	50	55	60	PSI	
	0.3	0.7	1	1.4	1.7	2.1	2.4	2.8	3.1	3.4	3.8	4.1	BAR	
2	5	10	20	35	39	41	48	55	59	62	64	65	GPM	
7.6	19	38	76	132	148	155	182	208	223	235	242	246	l/min	



WARNING: This product can expose you to chemicals including lead, which is known to the State of California to cause cancer. For more information, go to www.P65Warnings.Ca.gov

****NOTE:** For temperatures outside of this valve's stated range, please see our line of bi-metal valves.

NOTE: Leonard Valve Company reserves the right of product or design modification without notice or obligation

***NOTE:** A locking temperature regulator set for 120°F (49°C), is simply a mechanical setting to prevent unauthorized temperature set point changes. If incoming water is hotter than 150°F (65.5°C), the temperature of the factory test, the valve may deliver in excess of 120°F. **MUST BE RESET BY THE INSTALLER**

- 2" inlets, 2" outlet (51mm x 51 mm)
- Dial Thermometer on outlet
- Integral combination checkstops with strainers and wall support
- 125 PSI (8.6 BAR) maximum operating pressure
- Copper encapsulated thermostatic element assemblies with Stainless steel shuttle
- Temperature adjustment range, 90-140°F (32-60°C)**
- Outlet dial thermometer
- Internal parts of bronze, brass, and stainless steel
- Rough bronze finish

OPTIONS

___ SUFFIX **IT** Inlet thermometers (shipped loose)

___ SUFFIX **TC** Test connection (shipped loose)

ASSE 1069 CERTIFIED



CSA CERTIFIED



NOTE: This product is not for potable use

Product is non-cancellable and non-returnable from date from order with factory. Signed submittal required with purchase order.

This product is certified to meet Low Lead requirements of wetted surface area containing less than 0.25% lead by weight

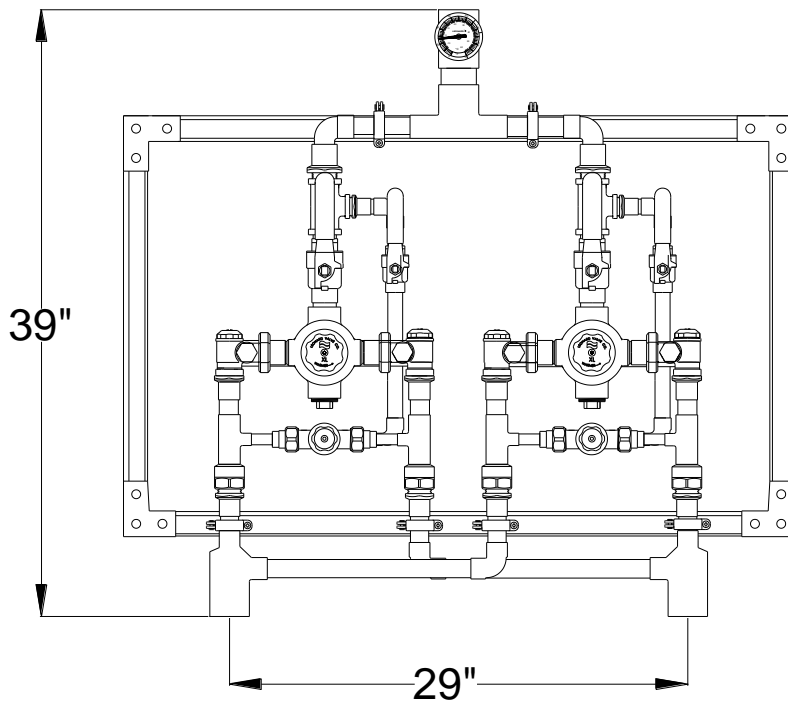
Engineer's Approval

Job # _____

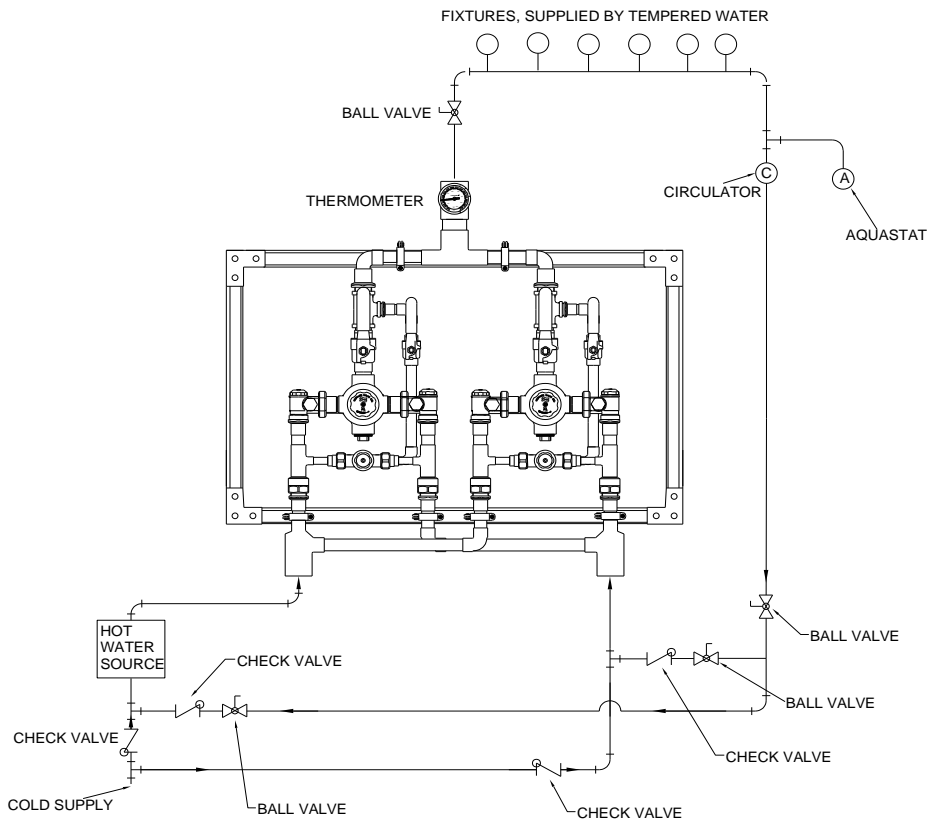
Arch/Eng. _____

Contractor _____

Note: The model shown represents Leonard Products which are believed to be equivalent in type and function to items specified. Leonard Valve Company is not responsible for errors or omissions due to differences in interpretations of information provided.



REQUIRED PIPING METHOD W



CAUTION! All thermostatic water mixing valves have limitations. They will NOT provide the desired accuracy outside of their flow capacity range. Consult the Flow Capacity Chart and DO NOT OVERSIZE. Minimum flow must be no less than as indicated.



1360 Elmwood Avenue, Cranston, RI 02910 USA
 Phone: 401.461.1200 Fax: 401.941.5310
 Email: info@leonardvalve.com
 Web Site: <http://www.leonardvalve.com>