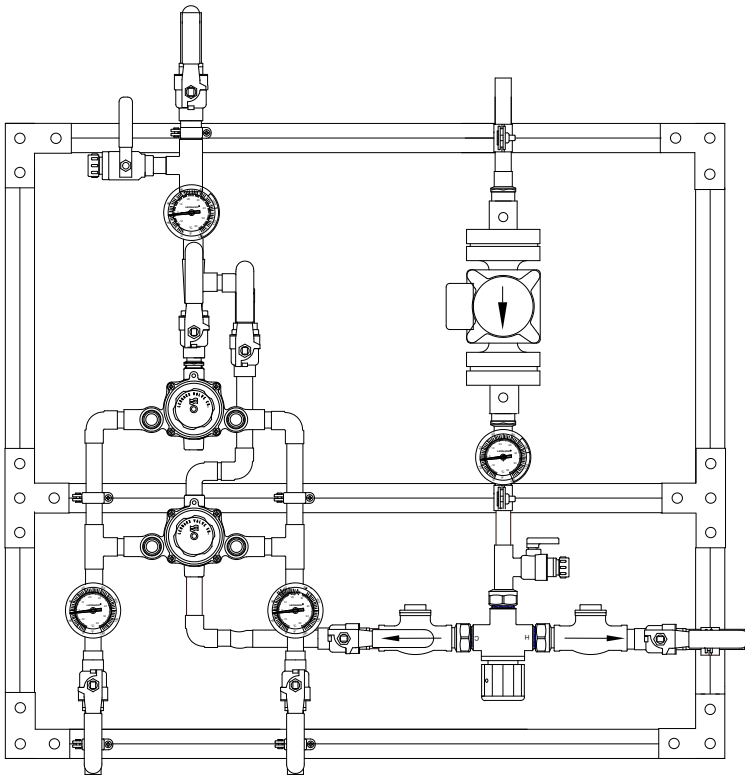


# COMPLETE WATER TEMPERATURE CONTROL STATION



## MEGATRON® LEAD FREE MODEL 1NB-LF

- ¾" HOT & COLD INLETS
- 1" MIXED OUTLET
- ¾" RETURN PIPING
- 1.0 to 44 GPM(3.7 to 167 l/min)

Valve assembly is ASSE 1017 Certified



Valve assembly is CSA Certified



Valve assembly is certified to meet Low-Lead requirements of wetted surface area containing less than 0.25% lead by weight. All other fittings and components, the sum total of which comprise the wetted surface of this product, contain less than one quarter of one percent of lead by weight.

See page 2 for  
Specification detail

See page 3 for  
Drawing detail

See page 4 for  
Flow capacity chart

See page 5 for  
Options

### Engineer's Approval

Job # \_\_\_\_\_

Arch/Eng. \_\_\_\_\_

Contractor \_\_\_\_\_

Note: The models shown represent Leonard Products which are believed to be equivalent in type and function to items specified. Leonard Valve Company is not responsible for errors or omissions due to differences in interpretations of information provided.



**WARNING:** This product can expose you to chemicals including lead, which is known to the State of California to cause cancer. For more information, go to [www.P65Warnings.Ca.gov](http://www.P65Warnings.Ca.gov)

Product is non-cancellable and non-returnable from date from order with factory. Signed submittal required with purchase order.



1360 Elmwood Avenue, Cranston, RI 02910 USA

Phone: 401.461.1200 Fax: 401.941.5310

Email: [info@leonardvalve.com](mailto:info@leonardvalve.com)

Web Site: <http://www.leonardvalve.com>

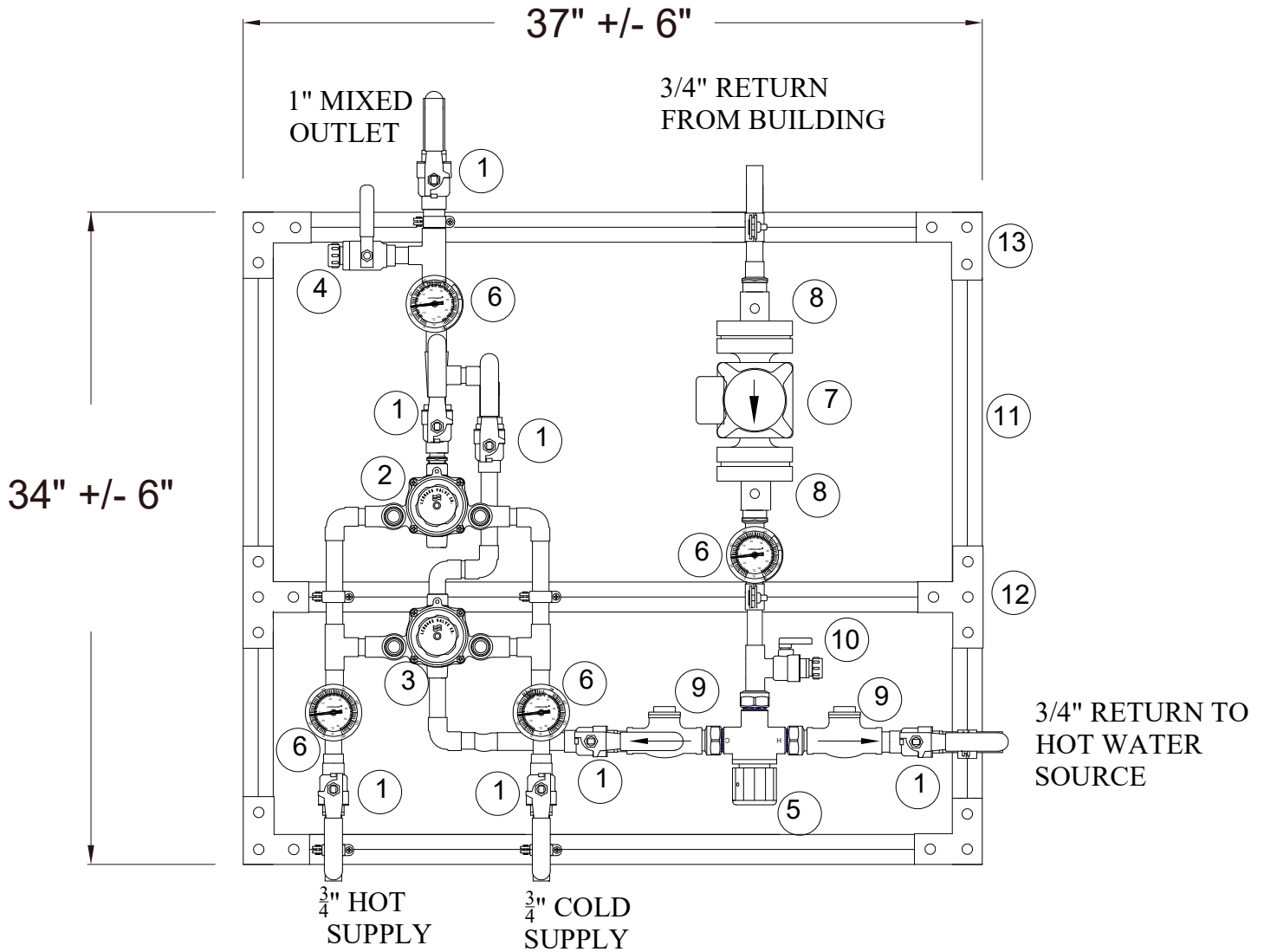
# MEGATRON® MODEL 1NB-LF

LEONARD MEGATRON® MODEL 1NB-LF Complete Water Temperature Control Station (1.0 - 44 GPM, 3.7 to 167 l/min) to include:

- Wetted surface area of this product contains less than one quarter of one percent (0.25%) of lead by weight
- Lead Free construction, to comply with LEAD FREE requirements
- ¾" bottom inlet connections (copper tube)
- 1" top outlet connection (copper tube)
- ¾" return line size with piping method #2 (8 GPM maximum flow) see page 5 for piping options.
- Large thermostatic water mixing valve with DURA-trol® solid bimetal thermostat (with Extended 7 Year Limited Warranty) directly linked to hot and cold valve porting, adjustable high temperature limit stop set for 120°F (49°C)\*, color-coded dial: Cold-Hot, locking temperature regulator, integral checkstops on inlets
- Full port ball valve on mixed water outlet piping of large mixing valve.
- Small thermostatic water mixing valve with DURA-trol® solid bimetal thermostat (with Extended 7 Year Limited Warranty) directly linked to hot and cold valve porting, adjustable high temperature limit stop set for 120°F (49°C)\*, color-coded dial: Cold-Hot, integral checkstops on inlets
- Full port ball valve on outlet of small mixing valve
- Dial thermometer (range:0 to 140°F, -10 to 60°C) on mixed water outlet of the system.
- Outlet Test Connection with ball valve and ¾" hose connection with cap
- Full port ball valve mounted downstream of test connection on mixed water outlet of the system
- Inlet piping manifold with full port ball valves and dial thermometers (20 to 240°F, -7 to 116°C on hot supply, 0 to 140°F, -10 to 60°C on cold supply) on hot and cold supply inlets
- Return piping, ¾", circulator, dial thermometer (0 to 140°F, -10 to 60°C), automatic return valve to balance system, and check valves
- Maximum operating pressure: 125 PSIG (860KPA)
- System mounted on strut, galvanized. Strut shall be assembled with three hole flat angle plate on corners, four hole tee plates or two hole flat plate connectors on all other support pieces using 3/8" grip lock nuts and 3/8"x 1" hex head cap screws, washers and lock washers.
- Factory pre-assembled and tested as a complete system
- All electrical connections to be completed by Electrical Contractor
- Taco 0034E PLUS standard pump included and installed
  - High-performance, variable speed, wet-rotor circulator with high-efficiency ECM permanent magnet technology, Simple 3-button control
  - An intuitive digital user interface lets you choose between a variety of operating modes; activeADAPT™, five Constant Pressure curves, five Proportional Pressure curves, Min/Max fixed speed or speed control through 0-10V DC or PWM external input
  - Digital LED screen displays; Watts, GPM, Head, RPM and diagnostic error codes
  - Maximums of 34 feet of head and 50 GPM



# MEGATRON® MODEL 1NB-LF



Dimensions may vary with the addition of options see page #5

## LEGEND

1. Full port ball valve	6. Dial thermometer	10. Tee drain
2. Large TM mixing valve	7. Circulator-As specified by Engineer	11. Galvanized Strut
3. Small TM mixing valve	8. Pump shut offs	12. Tee bracket
4. Test connection	9. Flapper check	13. Corner Bracket
5. Automatic Return Valve		

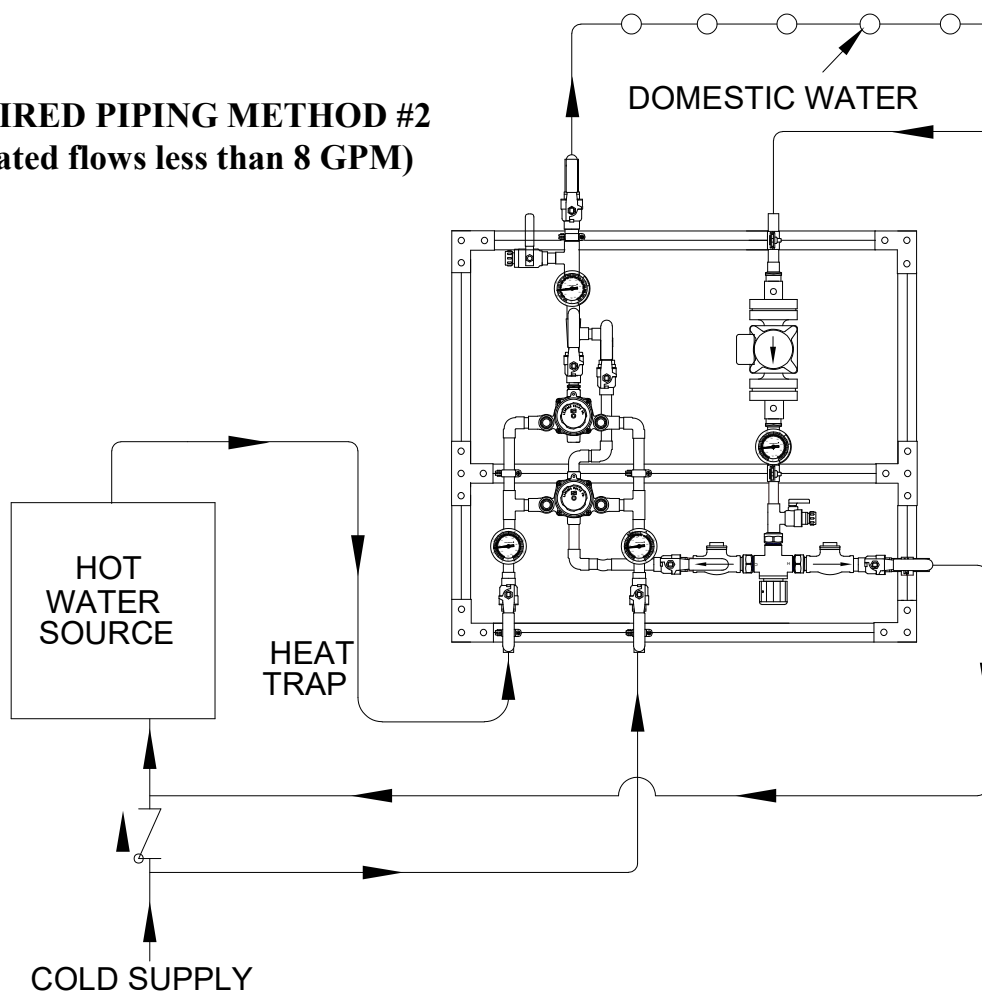
# MEGATRON® MODEL 1NB-LF (1.0 TO 44 GPM)

## Flow Capacity

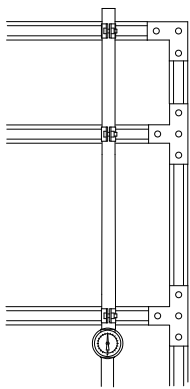
MINIMUM FLOW (GPM)  (l/min)	SYSTEM PRESSURE DROP (PSIG)										PSI  BAR  GPM l/min
	5	10	15	20	25	30	35	40	45	50	
	.3	.7	.97	1.4	1.7	2.1	2.4	2.8	3.1	3.4	
1.0 (3.8)	12 45	18 68	22 83	26 98	30 114	33 125	36 136	39 148	42 159	44 167	

NOTE: Flowrates will vary depending on existing field conditions. Leonard Valve Company always recommends using CASPAK® sizing software for proper valve sizing and model number applications.

### REQUIRED PIPING METHOD #2 (circulated flows less than 8 GPM)

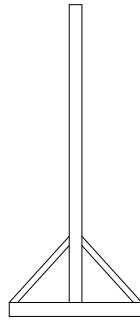


# OPTIONS



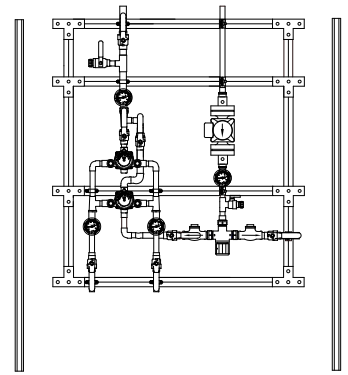
**LC**

Megatron® furnished without a circulator.



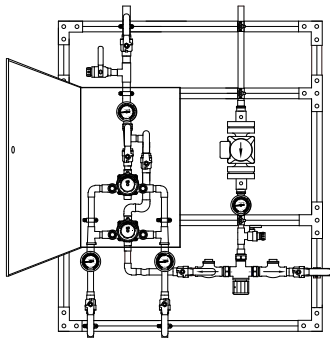
**FM**

Megatron® with 3 legs, 3 ½" feet and 45 degree braces front and back for mounting to floor in center of room.



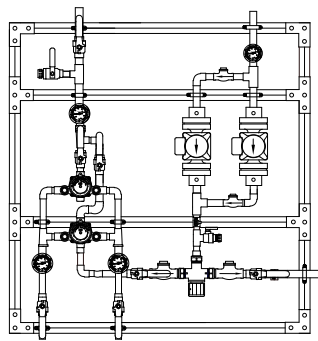
**FS**

Megatron® with legs to floor to support the unit without hangers.



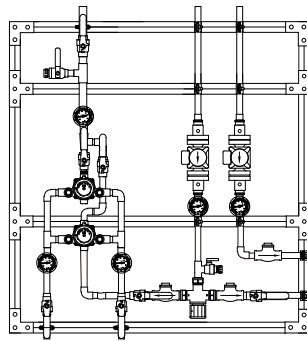
**CAB**

Megatron® with SS cabinet around mixing valve



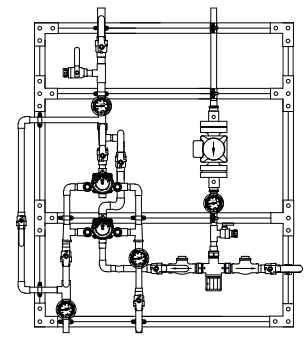
**2 PUMPS R**

Redundant recirculation pump



**2 PUMPS H**

High temperature loop recirculation pump



**HBP**

High temperature by-pass flush with locking ball valve

## OPTIONS \*

- ☐ **LC** Less circulator
- ☐ **FM** Floor mount
- ☐ **FS** Free standing
- ☐ **CAB** Cabinet around mixing valve
- ☐ **2 PUMP R** Redundant recirculator pump
- ☐ **2 PUMP H** High temperature loop recirculator pump
- ☐ **HBP** High temperature by-pass flush
- ☐ **265-1** Timer, Analog, 24 hour
- ☐ **265-3** Timer, Digital, 7 day
- ☐ **HOA** HOA switch
- ☐ **CS** Circuit setter, replaces automatic return valve

## OPTIONS (shown on next page) \*

- ☐ **AL** Audio Visual Alarm
- ☐ **RDU** Remote Display Unit
- ☐ **LMS-188-4P** Monitoring System
- ☐ **DA** Digital Aquastat
- ☐ **DG** Digital Gauges
- ☐ **User chosen pump** (specify on next page)

## PIPING OPTIONS \*

- ☐ **M5** Piping Method #5 circulated flows over 8 GPM (Requires **RP** option below)
- ☐ **RP 1** 1" Return line size (**M5**)
- ☐ **RP 1 ¼"** 1 ¼" Return line size (**M5**)
- ☐ **RP 1 ½"** 1 ½" Return line size (**M5**)
- ☐ **RP 2** 2" Return line size (**M5**)

\* Any option chosen will alter pricing



1360 Elmwood Avenue, Cranston, RI 02910 USA

Phone: 401.461.1200 Fax: 401.941.5310

Email: [info@leonardvalve.com](mailto:info@leonardvalve.com)

WEB: <http://www.leonardvalve.com>



## OPTION AL: Leonard Single Probe Digital Temperature Alarm

- Single Point Temperature Probe - Range: -148°F to 212°F Resolution: 1°F
- User adjustable high / low set points, initial alarm delay period, audible & visual alarms
- Remote alarm contacts (SPDT) with adjustable relay delay period
- AL option replaces analog outlet dial thermometer with a single digital display



## OPTION RDU: Leonard Remote Display Unit

- Activation by Primary Alarm's (pictured above) remote alarm contacts
- Alarm Delay Module with yellow, red, green LED indicators
- Recommended maximum distance from controller to RDU is 500'



## OPTION LMS-188-4P: Leonard 4 Point Digital Monitoring with Alarm

- Four (4) Temperature Probes - Range: -148°F to 212°F Resolution: 1°F
- User adjustable high / low set points, initial alarm delay period, audible & visual alarms
- Remote alarm contacts (SPDT) with adjustable relay delay period
- 10/100 Ethernet Connection, Web Server Interface for Setup & Commissioning
- Unit can send an E-mail of alarms / temperatures for up to 8 contacts daily
- LMS-188-4P option replaces analog dial thermometers with a single digital display for all 4 temperatures, incoming hot, incoming cold, outlet and return



## OPTION DA: Digital Aquastat

- Electronic digital aquastat with Nema 1 case and SPDT Relay Output



## OPTION DG: Digital Gauges

- Replaces all analog gauges with digital gauges, inlet hot, inlet cold, outlet and return temperature

## OPTION USER CHOSEN PUMP

Standard pump is TACO 0034E PLUS, if another manufacturer is preferred please specify, but note that ANY change from standard pump will result in a **PRICE INCREASE**

